

Your #1 priority: helping students see their potential

Smarter
technology
for all

Lenovo

For a lot of students, what, why and where they learn changes a lot over the course of their school years. Especially as they reach university and higher education.

Subjects become more niche to reflect their interests; grades become more important to enter certain career fields; classrooms become bigger or smaller to support lesson plans.

But for many students, the devices that help how they learn don't usually go through such a drastic change during their school lives. Yes they might upgrade to more powerful PCs, smaller laptops and lighter tablets. But ultimately, they still use a piece of equipment to take notes, research subjects and submit coursework – just as they did in primary school.

And how they view all that on a computer monitor changes even less. A large, flat screen that just sits on a desk and shows everything they work on. There hasn't been a huge amount of change since the days of bulky, square boxes attached to even bulkier PCs.

Until now.



ThinkVision reinvents learning

Since quite a few students are still learning remotely or hybrid, their eyes are locked on a screen for most of their learning day.

Lenovo's range of ThinkVision monitors not only help fight screen fatigue. They also support the changes in students' lives as they study and get ready for life outside of university.

Panoramic learning for advanced students

Dan is in his final year at university studying Computer Science. Part of his course requires him to read dozens of reports per assignment. However, while his laptop screen is perfect for doing coursework and travelling to and from lectures, he has a hard time looking through these detailed reports.

Which is why he prefers the **ThinkVision P34w-20's panoramic screen** at his university's library: the curved screen with eye-saving technology allow him to spend hours immersed without getting screen fatigue. While the extreme colour accuracy means he's able to see different sections much more easily. Once he has finished, he'll use this same monitor to clean the heavy dataset and run the analysis.



ThinkVision P34w-20's panoramic screen



Intricate study, made simple

Yasmin has just started university and is studying advertising, which means she has a lot of group projects to complete. However, as her flatmates also study from home, she struggles to keep up with her workload – due to distractions and everyone using the internet at the same time. Her laptop screen can't handle the multiple files and apps she needs open at the same time, and she can't handle the slow connectivity cutting her video calls off.

Frustrated, she decides to work from the university library. She easily connects to the **ThinkVision P32p-20** with a single cable. (And is surprised at how strong the internet signal is, even with so many students working in the same space!) Once her classmate Rian arrives, they are able to **work together much more easily** – by connecting both their devices to the **P32p-20** and switching back-and-forth between their laptops using the KVM Switch functionality.


As they discuss their work, Yasmin is surprised to see that the colours look quite different from the ones she can see on her own laptop. Thanks to the **Colour Management functionality**, and the **extreme colour accuracy of the screen**, she can easily rectify every detail directly.

A new standard in content creation

Graham is a university lecturer, teaching in large lecture halls and small seminar rooms, as well as hosting online consultation sessions. As more and more of his students study remotely, he often finds himself struggling to switch between tabs and files, as well as reading his lecture notes. It can be difficult to offer the same level of attention to both audiences – he either focusses on those in front of him or talking to the screen.

Wanting to make sure he offers all students the same attentiveness, he starts using the **ThinkVision P27h-20's QHD resolution monitor**. He can easily see his lecture notes, other files and video calls on the same screen. While the flexible stand allows him to angle the monitor, whether he's sitting or standing mid-lecture – so he can always see his students.

So, how does the ThinkVision range enhance learning?



Voice over Internet Protocol

See and hear what's going on better with the modular MC50 webcam




Eyesafe technology

Reduce eye strain and screen fatigue



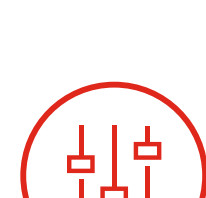
USB-C connectivity

A single cable connects, and powers, devices easily




Screen sizes

Choose a screen size that suits your requirements and course needs



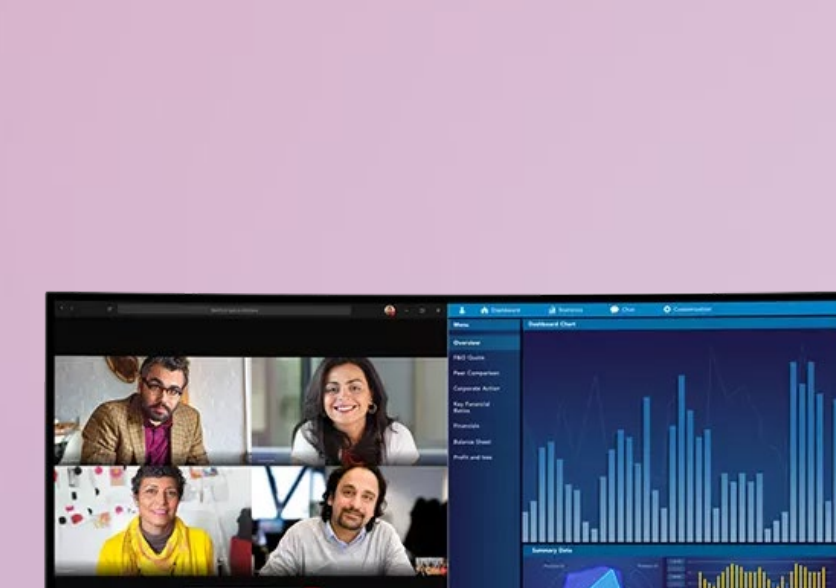
Color Management

See and work with imagery better on specialised applications, such as CAD software



Ultrawide monitors

See even more in added detail, ideal for data-heavy subjects or business admin




ThinkVision P34w-20

Panoramic learning for advanced students

Bring premium visuals to university students and computer labs, making big-picture work easier.

- 34.14" curved screen
- Extreme color accuracy
- eKVM: control and instantly switch between two sources from the same monitor
- Eye-saving technology for extended study



ThinkVision P32p-20

Intricate study, made simple

Studying text or imagery at a university level, enhanced by extreme resolution and rapid collaboration.

- 31.5" display with UHD resolution
- Multi connectivity options for easy collaboration
- Ethernet signals for faster working
- Switch between PCs in an instant



ThinkVision P27h-20

A new standard in content creation

Support university students of design, architecture or photography with accurate colors and superb resolution.

- 27" display with QHD resolution
- Efficient workspace, with easy-to-use features
- Superior connectivity and effective collaboration
- IPS Panel for color truth from all angles

Every student is different, but with ThinkVision there's a screen to support their learning and education needs. If you're interested, contact <sales rep name> on <contact number / email> to start discussing how Lenovo can support you.

Or, for more information please visit [Lenovo Tech Today](#)

Smarter
technology
for all

Lenovo