




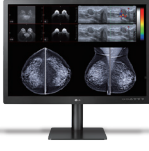


31.5-inch 8MP IPS Black Diagnostic Monitor

[32HQ713D]

- ▶ 8MP (3840x2160) IPS Black Display
- ▶ Multi-resolution Mode (8/6/4/ MP)
- ▶ Internal Front Sensor for Calibration
- ▶ Focus View Mode
- ▶ Pathology Mode
- ▶ 6 Hot Keys
- ▶ Presence Sensor
- ▶ One-click Stand / Ergonomic Stand
- ▶ Lighting (Down / Wall Lighting)
- ▶ Auto Luminance Sensor

*All images are shown for illustrative purposes only and may vary from the actual product/usage.

Specification

Resolution		8MP (3840 x 2160)	12MP (4200 x 2800)	8MP (3840 x 2160)	3MP (1536 x 2048)
Inch (Aspect Ratio)		31.5-inch (16:9)	31-inch (3:2)	31.5-inch (16:9)	21.3-inch (3:4)
Model		32HQ713D	31HN713D	32HL512D	21HQ513D
Model					
Panel	Panel Type	IPS Black	IPS	IPS	IPS
	Surface Treatment	Anti-glare, 3H	Anti-glare, 3H	Anti-glare, 3H	Anti-glare, 3H
	Color Gamut (Typ.)	sRGB 100% (CIE 1931)	sRGB over 97% (Coverage)	DCI-P3 98% (CIE1976)	NTSC 72%
	Viewing Angles (CR≥10)	178°(Right/Left/Up/Down)	178°(Right/Left/Up/Down)	178°(Right/Left/Up/Down)	178°(Right/Left/Up/Down)
	Brightness (Typ.)	1000 cd/m ²	1200 cd/m ²	450 cd/m ²	1100 cd/m ²
	Contrast Ratio (Typ.)	2000:1	1500:1	1300:1	1800:1
	Response Time (GtG*)	14 ms (Not Support Faster- setting)	14 ms (Off- setting), 5 ms (Faster- setting)	14 ms (Off- setting), 5 ms (Faster- setting)	5 ms (Faster- setting)
Feature	DICOM Compliant	Yes	Yes	Yes	Yes
	HW Calibration	Yes (PerfectLum) with Internal Front Sensor	Yes (PerfectLum) with Internal Front Sensor	Yes (PerfectLum)	Yes (PerfectLum) with Internal Front Sensor
	HDR	No	No	HDR 10, HDR Effect	No
	Display Mode	Multi-resolution Mode (8/6/4MP), Pathology Mode, Focus View Mode, Lighting Box Mode	Multi-resolution Mode (12/6MP), Pathology Mode, Focus View Mode, Lighting Box Mode	Multi-resolution Mode (8/6/4MP), Pathology Mode	Multi-resolution Mode (3/2MP), Focus View Mode, Pathology Mode, Lighting Box Mode
	Super Resolution+	Yes	Yes	Yes	No
Video Signals	Input Terminals	DisplayPort x2	DisplayPort x2	HDMI x1, DisplayPort x2	DisplayPort x2, DVI x1
	Output Terminals	-	-	-	DisplayPort x1 (Daisy Chain, 3MP/ @60Hz)
Connectivity	USB	USB 3.0 2 Upstream, 2 Downstream	USB 3.0 1 Upstream, 3 Downstream	USB 2.0 1 Upstream, 2 Downstream	USB 3.0 2 Upstream, 2 Downstream
Power	AC Input	100-240Vac, 50-60Hz	100-240Vac, 50-60Hz	100-240Vac, 50-60Hz	100-240Vac, 50-60Hz
	Power Consumption (Max.)	120W	180W	65W	120W
	Power Consumption (DC Off)	Less than 0.3W	Less than 1.5W	Less than 0.3W	Less than 0.3W
User Convenience	PBP	Yes (2PBP)	Yes (2PBP)	Yes (2PBP)	No
	Reader Mode / Flicker Safe	Yes / Yes	Yes (Text Mode) / Yes	Yes / Yes	Yes / Yes
	Lighting	Yes (Down / Wall)	Yes (Down / Wall)	No	Yes (Down / Wall)
	Presence Sensor	Yes	Yes	No	Yes
	Auto Luminance Sensor	Yes	Yes	No	Yes
Physical Specifications	Weight (with stand)	13.0 kg (28.6 lbs)	14.0 kg (30.9 lbs)	7.0 kg (15.4 lbs)	7.0 kg (15.4 lbs)
	Borderless Design	Normal	Normal	4-Side Virtually Borderless Design	Normal
	Adjustable Stand	Swivel : ±15°, Tilt : -5-15° Height Range : 110mm	Swivel : ±15°, Tilt : -5-15° Height Range : 110mm	Pivot : ±90°, Tilt : -5-20° Height Range : 110mm	Tilt : -5-20°, Pivot : ±90°, Height Range : 110 mm

*GtG : Gray to gray response time

**Specifications may vary by region and all features, standards, and other product specifications are subject to change without notice or obligation.



LG Electronics Inc.

<https://www.lg.com/global/business/virtual-showroom/medical-display>

Copyright © 2023 LG Electronics. All Rights Reserved.